

# Seedling Quality Standards for Bottomland Hardwood Afforestation in the Lower Mississippi River Alluvial Valley: Preliminary Results

Douglass F. Jacobs  
Emile S. Gardiner  
K. Francis Salifu  
Ronald P. Overton  
George Hernandez  
M. Elizabeth Corbin  
Kevyn E. Wightman  
Marcus F. Selig

Douglass F. Jacobs is Assistant Professor with the Hardwood Tree Improvement and Regeneration Center (HTIRC), Department of Forestry and Natural Resources, Purdue University, West Lafayette, IN 47907; telephone: 765.494.3608; e-mail: djacobs@purdue.edu. Emile S. Gardiner is Research Forester, Center for Bottomland Hardwoods Research, USDA Forest Service, Southern Research Station, Stoneville, MS 38776; e-mail: egardiner@fs.fed.us. K. Francis Salifu is Post-doctoral Scientist, HTIRC, Purdue University; e-mail: fsalifu@purdue.edu. Ronald P. Overton is USDA Forest Service, Area Regeneration Specialist, HTIRC, Purdue University; e-mail: roverton@fs.fed.us. George Hernandez is Southern Region Nursery Specialist, USDA Forest Service, 1720 Peachtree Road NW, Atlanta, GA 30367; e-mail: ghernandez@fs.fed.us. M. Elizabeth Corbin is former Research Technician, Center for Bottomland Hardwoods Research, USDA Forest Service, Southern Research Station, Stoneville, MS 38776. Kevyn E. Wightman is former Post-doctoral Scientist, HTIRC, Purdue University. Marcus F. Selig is Research Associate, HTIRC, Purdue University; e-mail: mselig@purdue.edu

In: Dumroese, R. K.; Riley, L. E.; Landis, T. D., tech. coords. 2005. National proceedings: Forest and Conservation Nursery Associations—2004; 2004 July 12–15; Charleston, NC; and 2004 July 26–29; Medford, OR. Proc. RMRS-P-35. Fort Collins, CO: U.S. Department of Agriculture, Forest Service, Rocky Mountain Research Station.

**Abstract:** Afforestation of bottomland hardwood species has increased in the Lower Mississippi River Alluvial Valley (LMRAV) in recent years. Rising demand for hardwood nursery stock and poor performance of some planted seedlings has created concern regarding the quality of seedlings currently available for afforestation in the LMRAV. Furthermore, no definitive guidelines for optimal seedling morphological quality of bottomland hardwoods in the LMRAV have been developed. We measured initial morphology of green ash (*Fraxinus pennsylvanica* Marsh.) and water oak (*Quercus nigra* L.) seedlings from 3 nurseries and examined field response after planting with or without chemical weed control on a LMRAV site in Mississippi. Seedlings from different nurseries varied significantly in initial morphology and field performance during the first growing season. Weed control had a relatively minor influence on seedling survival, but growth was significantly increased when weed control was applied. Seedlings exhibited considerable transplant shock during the first growing season, and this stress was most pronounced in seedlings with larger shoot heights, implying possible shoot-to-root imbalance. Though we currently present only preliminary results from a portion of data collected, our results suggest that morphological quality of hardwood seedlings available for afforestation in the LMRAV varies considerably depending on nursery source, and this variation leads to differences in plantation performance.

**Keywords:** afforestation, green ash, seedling quality, transplant shock, water oak

## Introduction

The Lower Mississippi River Alluvial Valley (LMRAV) comprised the largest extent of bottomland hardwood forest in the United States at the time of European settlement, consisting of about 10 million ha (25 million ac) (Hefner and Brown 1985). This area was largely deforested over the past 60 years, primarily for conversion to agriculture. It is estimated that hardwood forest cover in the LMRAV was reduced to about 2 million ha (5 million ac) by 1978 (Hefner and Brown 1985). In recent years, there has been increased interest in afforesting these sites to retain the important ecological function of these ecosystems (Gardiner and others 2002; Lockhart and others 2003). This interest has been strengthened by the apparent poor suitability of some of these sites for agriculture due to tendency for late spring and early summer flooding (Lockhart and others 2003).

Afforestation activities in the LMRAV are currently peaking (Gardiner and others 2002), largely driven by the availability of governmental cost-share programs (for example, the Conservation Reserve Program and Wetlands Reserve Program), which help to supplement planting costs. Within the past decade, about 77,000 ha (190,000 ac) of former agricultural land were afforested in the LMRAV (King and Keeland 1999). It is expected that another 89,000 to 105,000 ha (220,000 to 260,000 ac) will be afforested by 2005 (Stanturf and others 1998; King and Keeland 1999).

Though planting stock on these sites include seeds, container seedlings, and cuttings (Gardiner and others 2002), it has been estimated that over two-thirds of public land and cost-share plantings in the LMRAV have been established using 1+0 bareroot seedlings (King and Keeland 1999). The large increase in demand for hardwood bareroot seedlings for afforestation in the LMRAV has prompted the establishment of many new forest tree seedling nurseries. Additionally, some ornamental nurseries have adapted to the increased demand for seedlings by expanding their operations to include hardwood planting stock.

This has created potential for concern regarding the quality of seedlings currently available for afforestation in the LMRAV. This concern is further augmented by the poor survival and growth of many hardwood plantations in the region (Lockhart and others 2003). A meeting held in June of 2002 at the USDA Forest Service Bottomland Hardwoods Laboratory in Stoneville, MS, with members representing the National Resources Conservation Service (NRCS), the USDA Forest Service, Purdue University, and State agencies from Arkansas, Louisiana, Mississippi, and Texas suggested that a concerted research effort to better define quality specifications for bottomland hardwood nursery stock is needed.

Early researchers working with bottomland hardwood species suggested that desirable seedlings for field planting should have a shoot height of 76 to 91 cm (30 to 36 in) and a root-collar diameter of about 6 to 10 mm (McKnight and Johnson 1980; Kennedy 1981). However, specifications for morphological quality will probably vary among the vast diversity of hardwood species that are planted in the LMRAV (Gardiner and others 2002). Additionally, performance by morphological grade is likely to deviate according to the extent of site preparation conducted on the site. Many afforestation sites in the LMRAV receive little or no weed

control measures, which likely limits their productivity. No definitive guidelines for optimal seedling morphological quality of bottomland hardwoods in the LMRAV have been developed or published (Gardiner and others 2002). Thus, our objectives in this current research are: (1) to examine variation in bottomland hardwood bareroot seedling morphological quality among several regional nurseries and resulting outplanting performance, (2) to document the importance of weed control in initial plantation establishment in the LMRAV, and (3) to identify relationships between initial seedling morphology and outplanting performance.

In this paper, we present first-year field trial results for green ash (*Fraxinus pennsylvanica* Marsh.) and water oak (*Quercus nigra* L.) acquired from 3 nurseries (in Arkansas, Louisiana, or Mississippi) and planted onto an afforestation site with or without weed control in the LMRAV in Mississippi. Following the completion of additional growing seasons, we expect to present more comprehensive reports summarizing all treatment combinations.

## Materials and Methods

In February 2003, we obtained 1+0 bareroot seedlings of 5 different species commonly planted in LMRAV afforestation programs: pecan (*Carya illinoensis* (Wangenh.) K. Koch), water oak, cherrybark oak (*Q. pagoda* Raf.), Nuttall oak (*Q. nuttallii* Palmer), and green ash. Seedlings from each species were acquired from each of 3 nurseries: Arkansas Department of Forestry, Louisiana Department of Forestry, and the Mississippi Forestry Commission. Note that nurseries are kept anonymous in our report of the results. Seedlings were transported to the USDA Forest Service Bottomland Hardwoods Laboratory in Stoneville, MS, and placed into a cooler until processed.

Each seedling was individually tagged and measured for shoot height, root-collar diameter, fresh weight, number of first-order lateral roots (FOLR, roots >1 mm at junction with taproot), and root volume (Burdett 1979). Seedlings were then re-packaged and returned to the cooler.

Following measurements, seedlings were sorted for planting at 3 different outplanting sites located in Arkansas, Louisiana, or Mississippi. We currently present results from only the Mississippi site located near Rosedale, MS (330 53' N, 910 00' W), and only for green ash and water oak (with or without weed control). The 2 species were established in separate experiments. Green ash was planted on a Sharkey Soil while water oak was planted on a Commerce Soil. Seedlings were planted in a randomized complete block design with 3 replications of the 6 treatments (3 nurseries x 2 weed control levels). Fifty seedlings were planted within a treatment replication for a total of 900 seedlings of each species on a site. Planting was conducted using shovels in February to March 2003. The weed control treatments consisted of either no control or a pre-emergent application of Goal™ 2XL (oxyfluorfen) applied at 4,677 ml/ha (0.5 gal/ac) in early March 2003. Broadcast applications of Select® 2EC (clethodim) were then applied as needed throughout the growing season at a rate of 585 or 877 ml/ha (0.5 or 0.75 pt/ac) depending on target weed species. Additionally, direct applications of Derringer™ (glufosinate-ammonium) were applied at a rate of 118 ml/L (15 oz/gal) of water as needed throughout the growing season.

In March 2003 (following planting and prior to bud burst), each seedling was measured for field height and root-collar diameter. Seedlings were re-measured in December 2003 and assessed for survival. Analysis of variance (ANOVA) was conducted on all variables using SAS and, where appropriate, significant means were ranked according to Waller-Duncan's multiple range tests at  $\alpha = 0.05$ . To directly examine relationships between initial seedling morphology and planting performance, regression analyses were employed and a coefficient of determination ( $R^2$  value) reported when statistically significant ( $P < 0.05$ ).

## Results

### Nursery Characterization

Significant differences were detected for all initial morphological variables among nurseries (identity kept anonymous) for each species. For green ash (Figures 1 and 2), nursery A had the largest shoot height, root-collar diameter, and fresh mass. Shoot height ranked as  $75 > 62 > 45$  cm ( $30 > 24 > 18$  in) in respective nurseries A, B, and C. Similarly, diameter ranked as  $8 > 7 = 7$  mm in the respective nurseries. Nursery C, however, had the highest mean number of FOLR and root volume. Additionally, seedlings from nursery C had approximately 50% the ratio of height to root volume (that is, an indication of shoot-to-root balance) compared to seedlings from nurseries A and B.

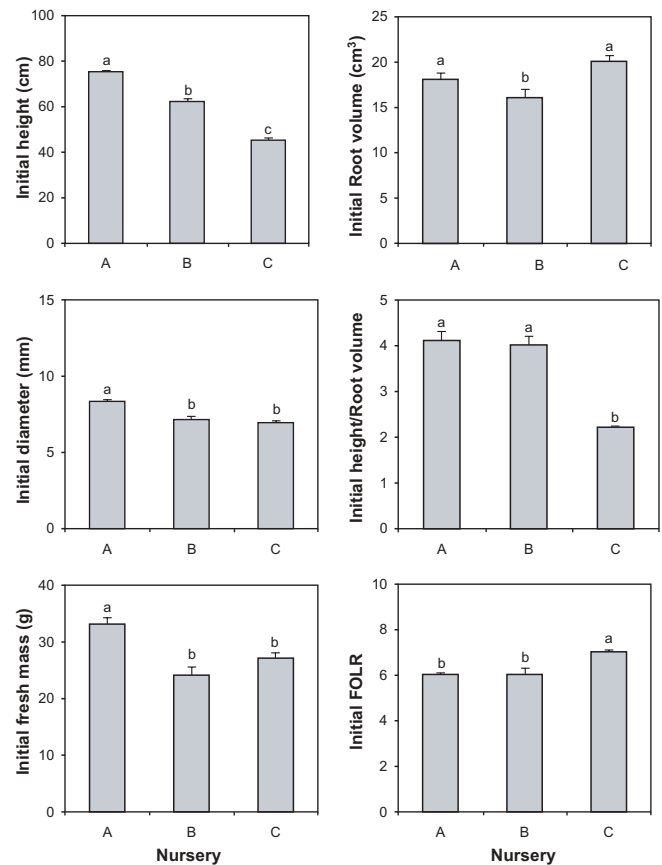
For water oak (Figures 3 and 4), seedlings from nursery A again had the greatest shoot height, root-collar diameter, and fresh mass. Nursery C again produced seedlings with the greatest number of FOLR, but seedlings from nursery A had the largest root volume. Seedlings from nursery B had the largest ratio of height-to-root volume.

### Green Ash Field Response

Green ash seedlings exhibited significant nursery differences in field response. Seedlings from nurseries B and C




**Figure 1**—Typical green ash seedlings exhibiting considerable variation in morphology.

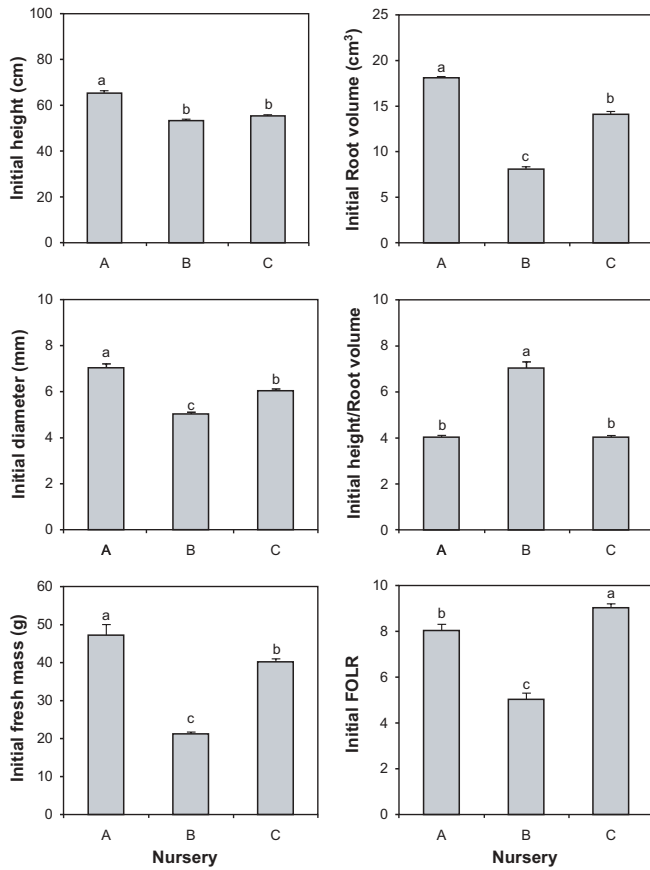


**Figure 2**—Green ash initial seedling morphological variables according to nursery. Treatments with different letters above the bars are significantly different at  $\alpha = 0.05$ .

had >95% survival, while those from nursery A had about 76% survival (Figure 5). Weed control treatments produced clear visual differences in growth during the growing season (Figure 6). No differences in survival were detected by weed



**Figure 3**—Typical water oak seedlings exhibiting considerable variation in morphology.



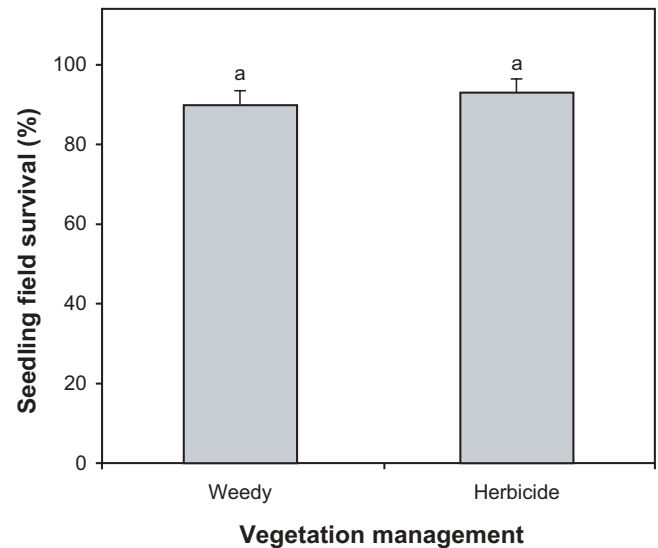
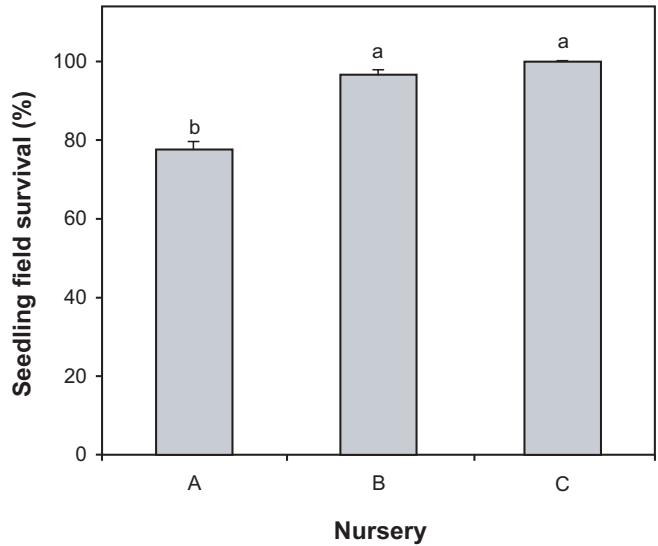
**Figure 4**—Water oak initial seedling morphological variables according to nursery. Treatments with different letters above the bars are significantly different at  $\alpha = 0.05$ .

control treatment (Figure 5). Differences in seedling growth among nurseries and weed control treatments were very evident (Figure 7). Seedlings from nursery C had the greatest height and diameter growth, while those from nursery A had the lowest. The ranking of this response by nursery was similar whether seedlings received weed control or not. However, seedlings that received weed control grew significantly more than those that did not (Figure 7).

Regression analyses between initial morphological variables measured in the lab and field performance showed a generally negative relationship between initial seedling height or diameter and growth or survival, regardless of weed control treatment (Figure 8). In contrast, initial FOLR or root volume tended to show more stable or positive linear relationships with field performance (Figure 9). With an increase in the ratio of initial height-to-root volume, field performance generally decreased (Figure 10).

### Water Oak Field Response

Water oak seedlings showed no differences in survival by nursery, but survival was significantly lower without weed control (Figure 11). Seedlings in all treatments exhibited severe top dieback, resulting in generally negative height growth for all size classes (Figure 12) and preventing further




**Figure 5**—Green ash seedling survival by nursery and weed control treatment. For either the nursery or weed control effects, treatments with different letters above the bars are significantly different at  $\alpha = 0.05$ .

analysis of growth response at present. The relationship between initial lab variables and survival showed a generally positive linear relationship without weed control and a negative linear relationship when weed control was applied (Figure 13).

### Discussion

Apparently, there are substantial differences in seedling morphological quality from identical species among nurseries in the LMRAV. These differences in morphology appear to translate to variation in first-year outplanting performance. Green ash seedlings from nursery A, for example, tended to have greater height, diameter, and fresh mass

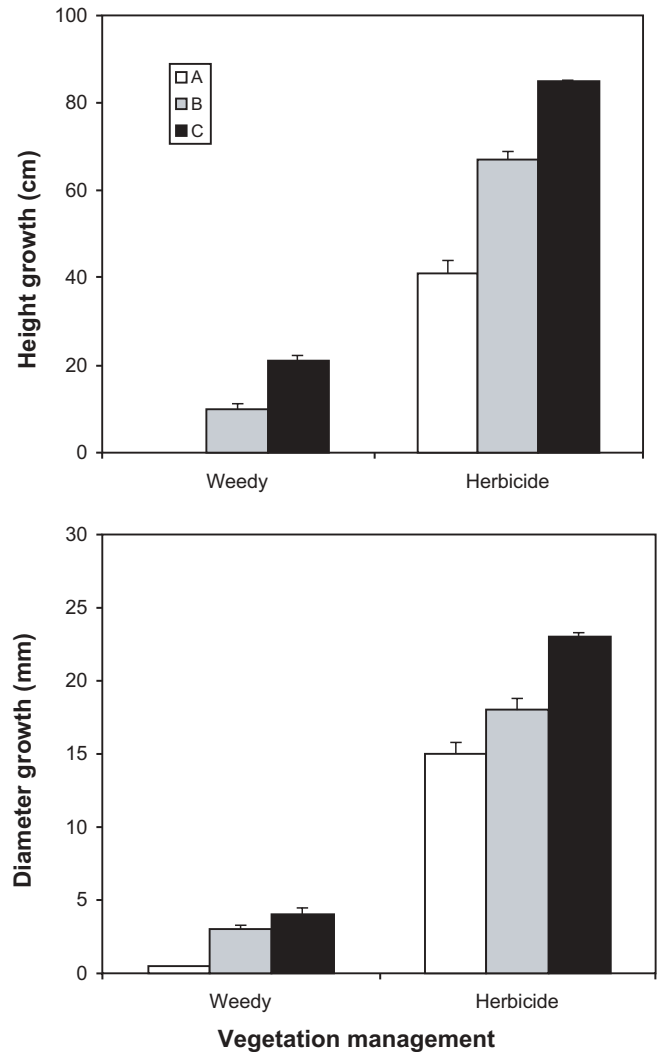


**Figure 6**—Green ash seedlings during the first year of plantation growth either with (top photo) or without (bottom photo) chemical weed control.

(Figure 2) yet the lowest survival and least field growth (Figures 5 and 7). This was in spite of the fact that seedlings from nursery A met the original morphological standards for field planting in this region (McKnight and Johnson 1980; Kennedy 1981).

The poor survival and growth observed under field conditions may be partly because of greater susceptibility of seedlings from nursery A to transplant shock incurred during the first year following planting. Transplant shock was very evident in green ash, based on the negative slope of the regression line between height and height growth as per South and Zwolinski (1996) (Figure 8). Green ash seedlings from nursery A may have had excessive shoot biomass in relation to root system size. This can act to increase initial transplant stress due to high transpirational demand from the shoot without compensatory water uptake from root systems, as has been observed previously with bareroot northern red oak (*Quercus rubra* L.) seedlings (Jacobs, unpublished data). This suggests that nursery cultural treatments (that is, sowing density, undercutting, lateral root pruning, and so on) should be designed to promote an adequate balance between shoot and root.

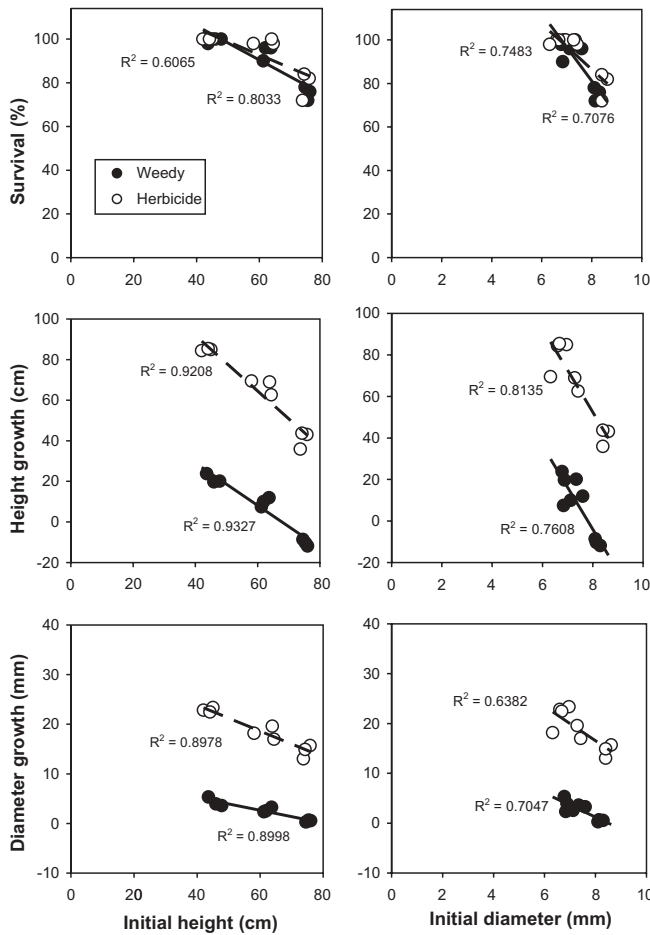
Our results question the validity of former seedling quality standards and call for a critical re-evaluation of morphological criteria to design new protocols for characterizing



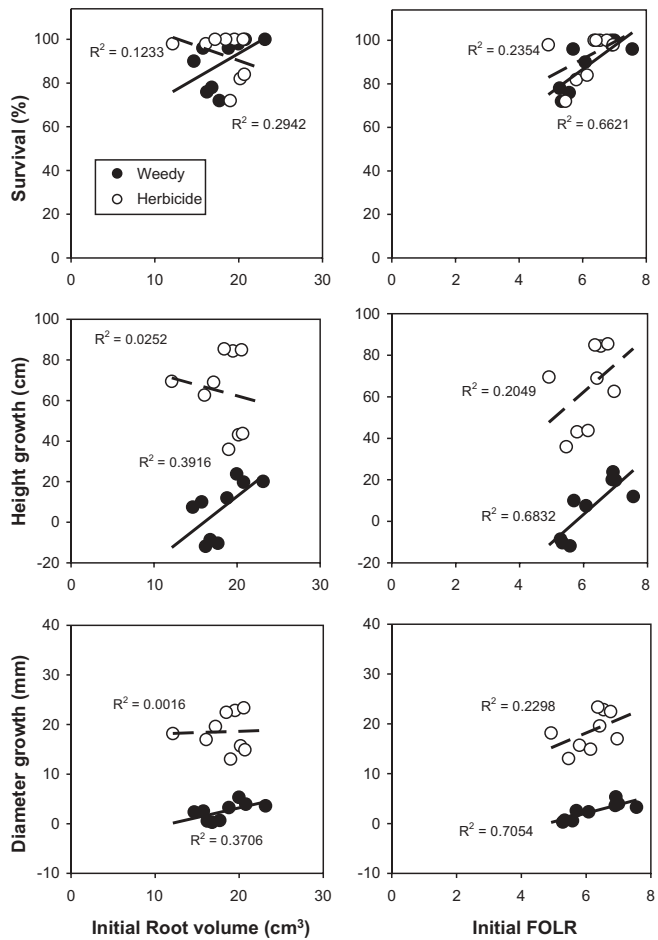
**Figure 7**—Height and diameter growth of green ash seedlings from 3 different nurseries either with or without chemical weed control. Weed control had a pronounced effect on seedling growth, though the ranking among nurseries was similar regardless of weed control treatment.

seedling quality in the LMRAV. It is likely that physiological factors and/or a combination of morphological traits may be needed to fully characterize seedling quality and outplanting response.

Chemical weed control had a relatively minor influence on seedling survival for these 2 species (though significant for water oak). However, the magnitude of the growth response differences in weeded versus unweeded plots for green ash exhibits the importance of weed control for initial plantation establishment of this species in the LMRAV. The effectiveness of chemical weed control for plantation establishment in the LMRAV has been alluded to previously (see citations in Gardiner and others 2002), and this data helps to further confirm this response. Because Federal cost-share funds are typically not provided for weed control treatments on afforestation plantings in the LMRAV, these treatments are often not employed, which may result in failed or less



**Figure 8**—Regression relationships between initial height or diameter of green ash seedlings and field performance.



**Figure 9**—Regression relationships between initial root volume or FOLR of green ash seedlings and field performance.

productive hardwood plantations. Because weed control clearly promotes seedling establishment success and plantation development, we recommend provision of funds for weed control in these programs to reap benefits associated with herbicide use.

Transplant stress of 1+0 bareroot seedlings was very evident on these sites. This again suggests that further research is needed to identify nursery cultural treatments to produce seedlings that undergo minimal transplanting stress during the first growing season following planting. Generally, larger seedlings exhibited more transplant shock at least initially. We expect that growth will improve for seedlings in all treatments during the second growing season as seedling root systems become established and able to fully exploit site resources.

## Future Directions

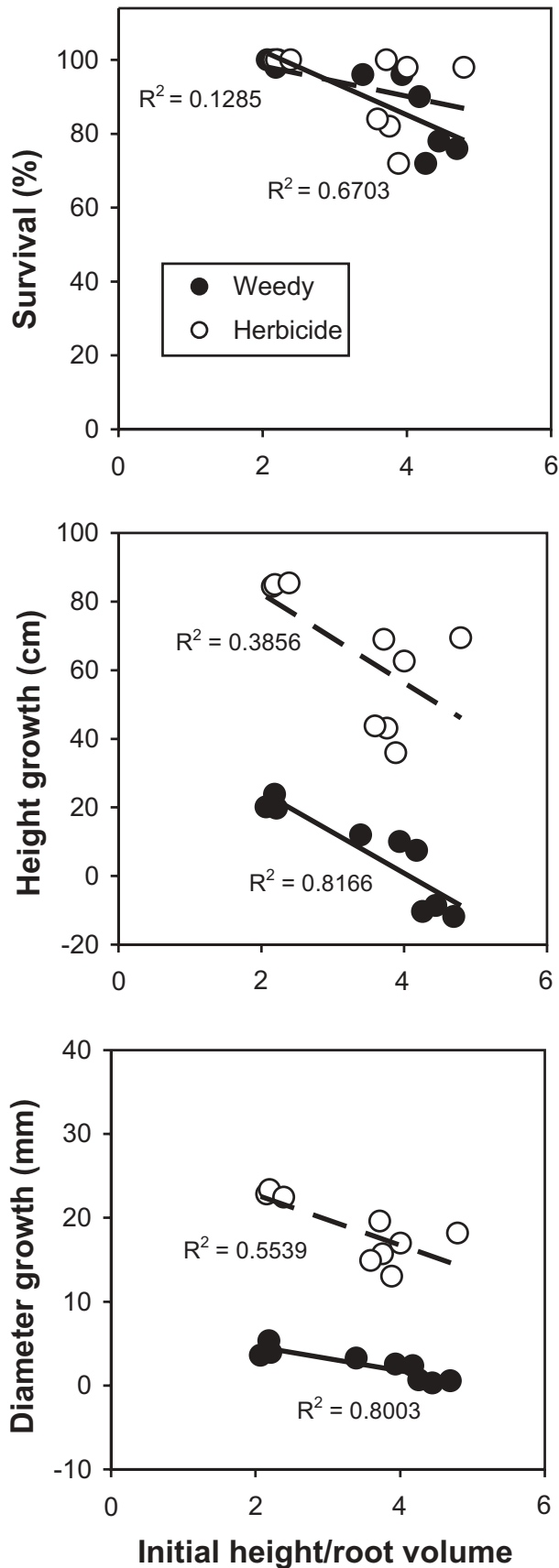
Although only a portion of the data from the study installed in 2003 was presented here, we are collecting similar data for 3 additional species across another 2 sites (totaling about 13,500 seedlings). This should provide an excellent initial data set to examine the relationship between nursery

source, weed control, and seedling morphology in dictating afforestation success in the LMRAV. We installed a similar study in 2004 (about 8,000 seedlings) with several additional species to continue to broaden our scope of inference.

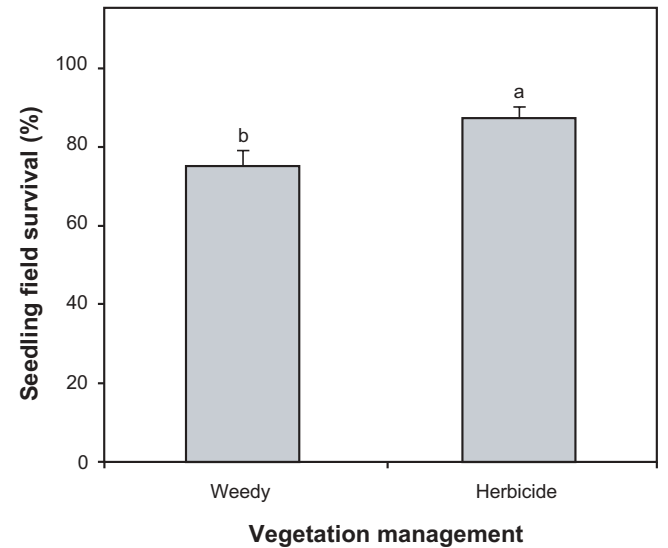
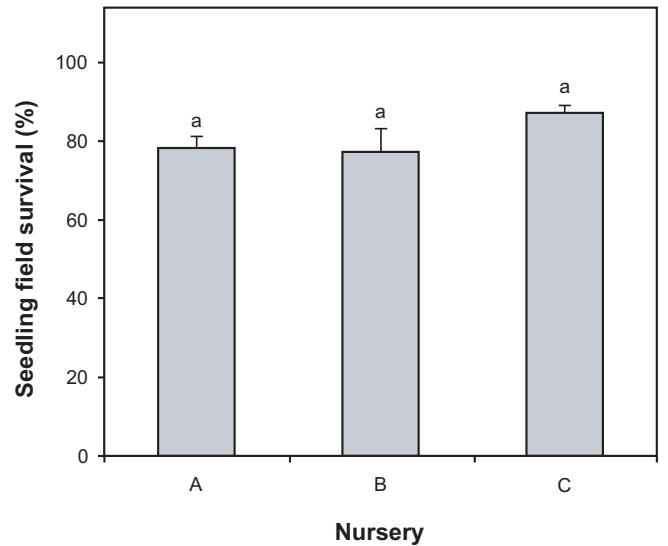
In the near future, we expect to solicit new cooperators and funding sources to develop a larger scale proposal to study hardwood seedling morphological quality across a larger range of sites and with a greater number of species. This proposal will promote a standardized methodology and identification of essential morphological variables for measurement. The expectation is that our data should ultimately help to establish seedling quality standards for Federal and State cost-share programs. Using this information, we expect to work with cooperators to refine nursery cultural treatments and outplanting techniques that maximize seedling performance on afforestation sites in the LMRAV.

## Acknowledgments

In particular, we wish to thank State forestry agencies in Arkansas, Louisiana, and Mississippi for their interest in our research and donation of seedlings. We also appreciate important feedback from the National Resources Conservation



**Figure 10**—Regression relationship between the ratio of initial height-to-root volume of green ash seedlings and field performance.

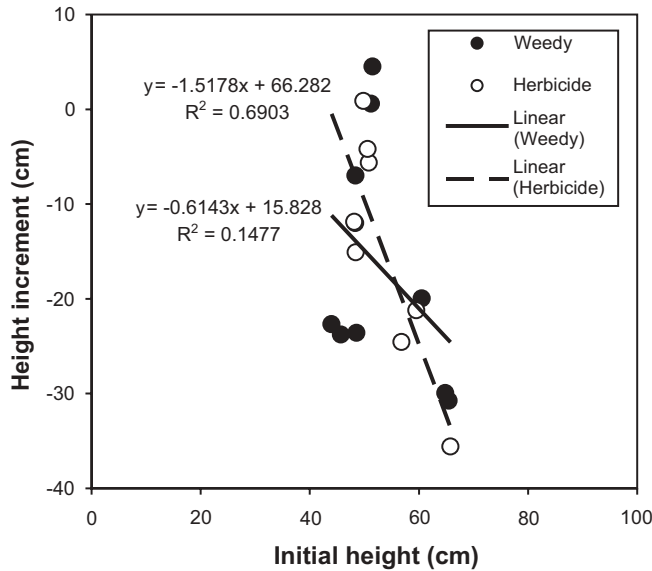


**Figure 11**—Water oak seedling survival by nursery and weed control treatment. For either the nursery or weed control effects, treatments with different letters above the bars are significantly different at  $\alpha = 0.05$ .

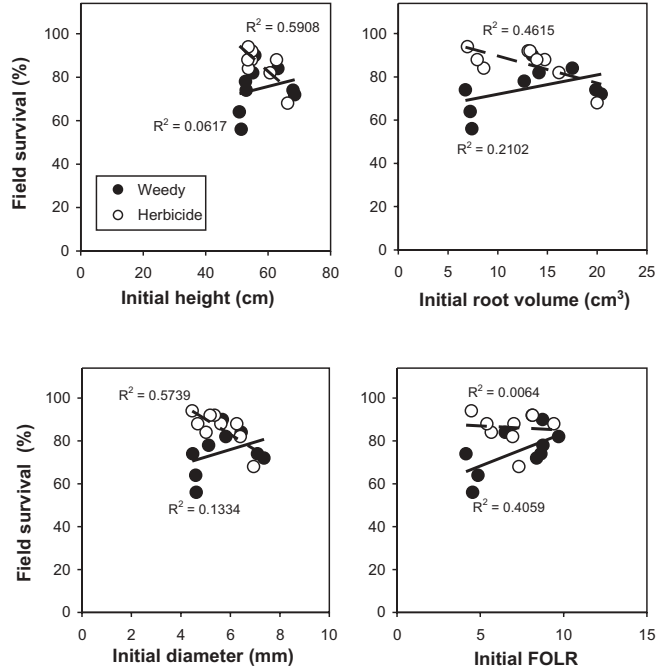
Service (NRCS). The USDA Forest Service Bottomland Hardwoods Laboratory in Stoneville, MS, provided significant funding, personnel, and site resources to help conduct this study. This research was further funded by the USDA Forest Service State and Private Forestry and the Hardwood Tree Improvement and Regeneration Center (HTIRC) at Purdue University.

## References

Burdett AN. 1979. A nondestructive method for measuring the volume of intact plant parts. *Canadian Journal of Forest Research* 9:120-122.



**Figure 12**—Regression showing initial height and field height growth for water oak. The extreme negative linear slope and tendency for negative height increment was a function of top dieback and browse pressure.



**Figure 13**—Regression relationships between initial morphological variables of water oak seedlings and field survival.

Gardiner ES, Russell DR, Oliver M, Dorris LC Jr. 2002. In: Holland MM, Warren ML, Stanturf JA, editors. Proceedings of a conference on sustainability of wetlands and water resources: how well can riverine wetlands continue to support society into the 21<sup>st</sup> century? Asheville (NC): USDA Forest Service, Southern Research Station. General Technical Report SES-50. p 75-86.

Hefner JM, Brown JD. 1985. Wetland trends in the Southeastern United States. *Wetlands* 4:1-11.

Kennedy HE Jr. 1981. Bottomland hardwoods research on site preparation, plantation establishment, and cultural treatments, at the Southern Hardwoods Laboratory. In: Barnett JP, editor. Proceedings of the first biennial southern silviculture research conference. New Orleans (LA): USDA Forest Service, Southern Research Station. General Technical Report SO-34. p 75-78.

King SL, Keeland BD. 1999. Evaluation of reforestation in the Lower Mississippi Alluvial Valley. *Restoration Ecology* 7:348-359.

Lockhart BR, Keeland B, McCoy J, Dean TJ. 2003. Comparing regeneration techniques for afforesting previously farmed bottomland hardwood sites in the Lower Mississippi Alluvial Valley, USA. *Forestry* 76:169-180.

McKnight JS, Johnson RL. 1980. Hardwood management in the Southern bottomlands. *Forest Farmer* 39:30-39.

South DB, Zwolinski JB. 1996. Transplant stress index: a proposed method of quantifying planting check. *New Forests* 13:311-324.

Stanturf JA, Schweitzer CJ, Gardiner ES. 1998. Afforestation of marginal agricultural land in the Lower Mississippi River Alluvial Valley, USA. *Silva Fennica* 32:281-297.